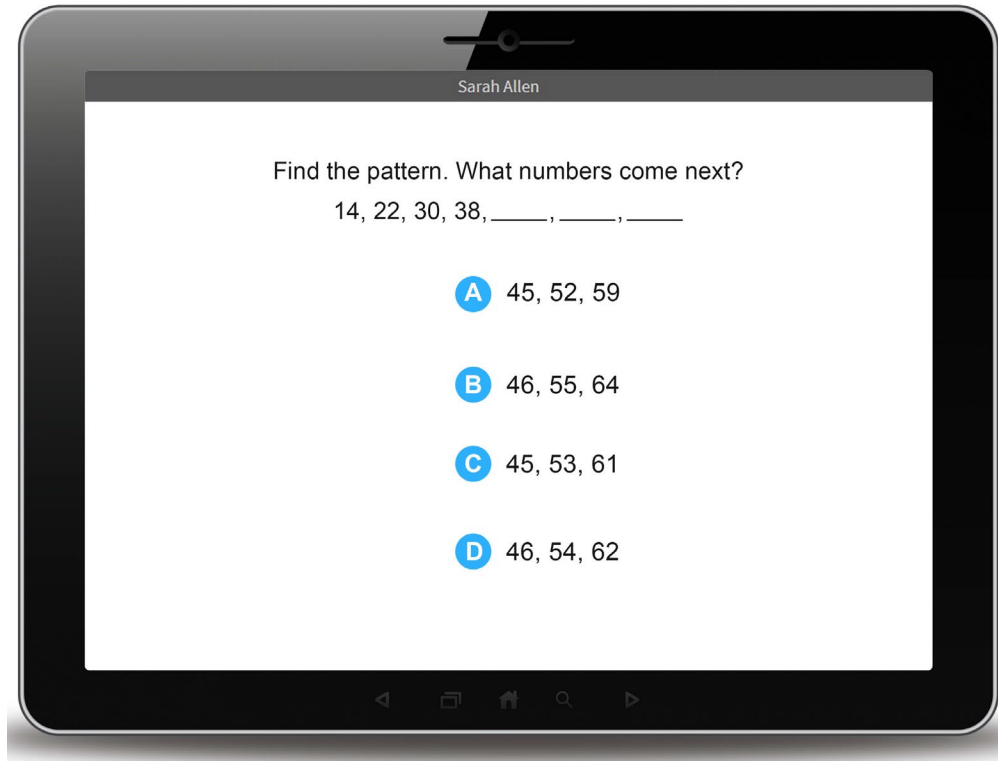




Taking a Star Maths Test

Renaissance Star Maths

- Star Maths is an online test which helps your teacher track your progress
- There will be 24 questions
- The test should take 20–30 minutes



Taking a Star Maths Test

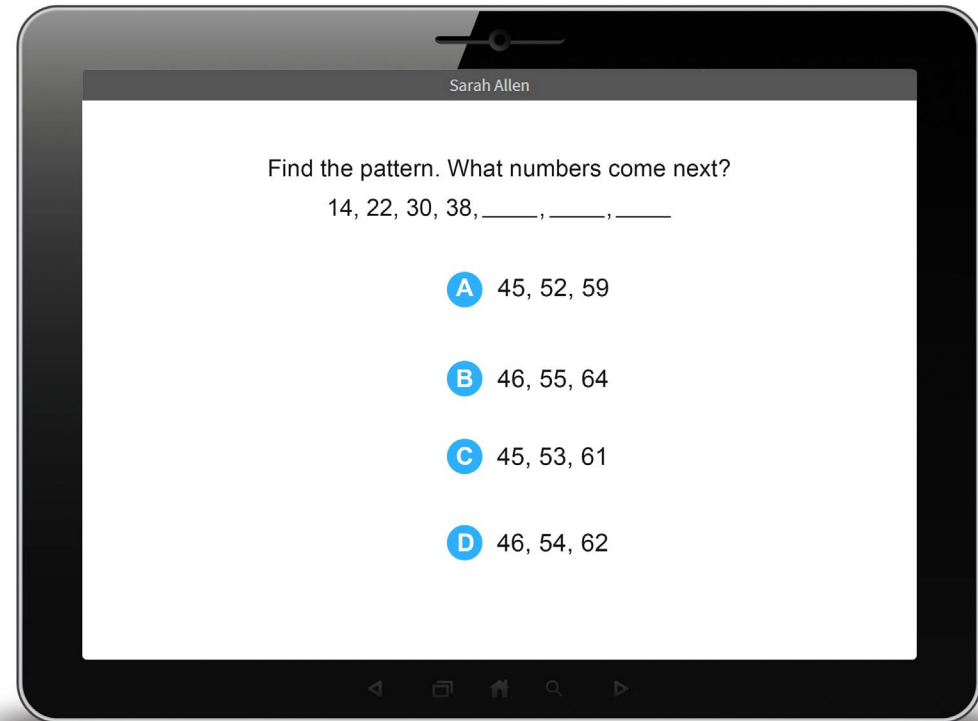
- You can pick your answer by:
 - Clicking the correct answer with your mouse
 - Pressing the correct number on your keyboard
 - Tapping the correct answer on your iPad screen ... and then pressing "Next"
- You will have to answer three practice questions before you begin the actual test.
- You will have 24 questions to answer during the test.



Don't forget your paper and pen!

Remember: you have 3 minutes to work out the answer on paper.

No calculators allowed!



Read the questions carefully

Read each question **twice** and watch out for **key words**.



Add
Combine
Total
Together
Total
Sum



Subtract
Take away
Difference
Remain
Fewer
Minus



Multiply
Double
Times
By
Every
Each



Divide
Split
Share
Cut up
Per
Half

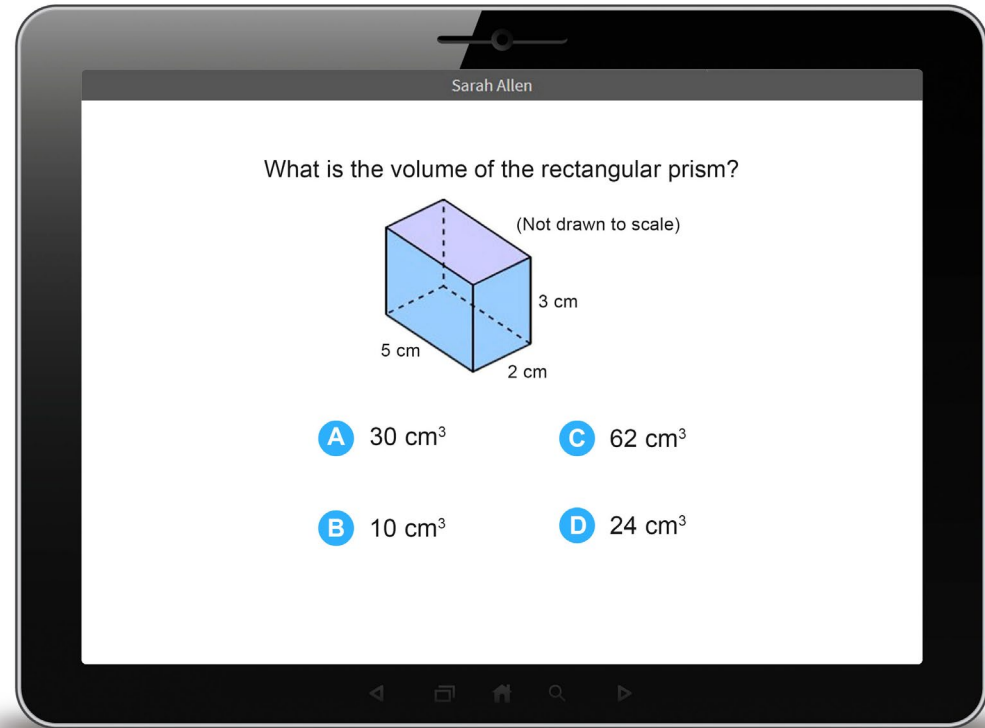
Taking a Star Maths Test

- There is a time limit to each question.
- You will see a warning when you are almost out of time.
- Don't panic!
- If you cannot answer a question, try to choose the most likely answer, but don't worry if the question times out.



During the test

- Do not talk to anyone.
- Do not try to help anyone.
- Read the questions carefully.
- Let your teacher know if you have a problem.
- Try your best to pick the correct answer, but do not rush.



Thank you!

RENAISSANCE

©Copyright 2021 Renaissance Learning, Inc. All rights reserved.
All logos, designs, and brand names for Renaissance products and services are
trademarks of Renaissance Learning, Inc.