

RENAISSANCE[™]
LEARNING

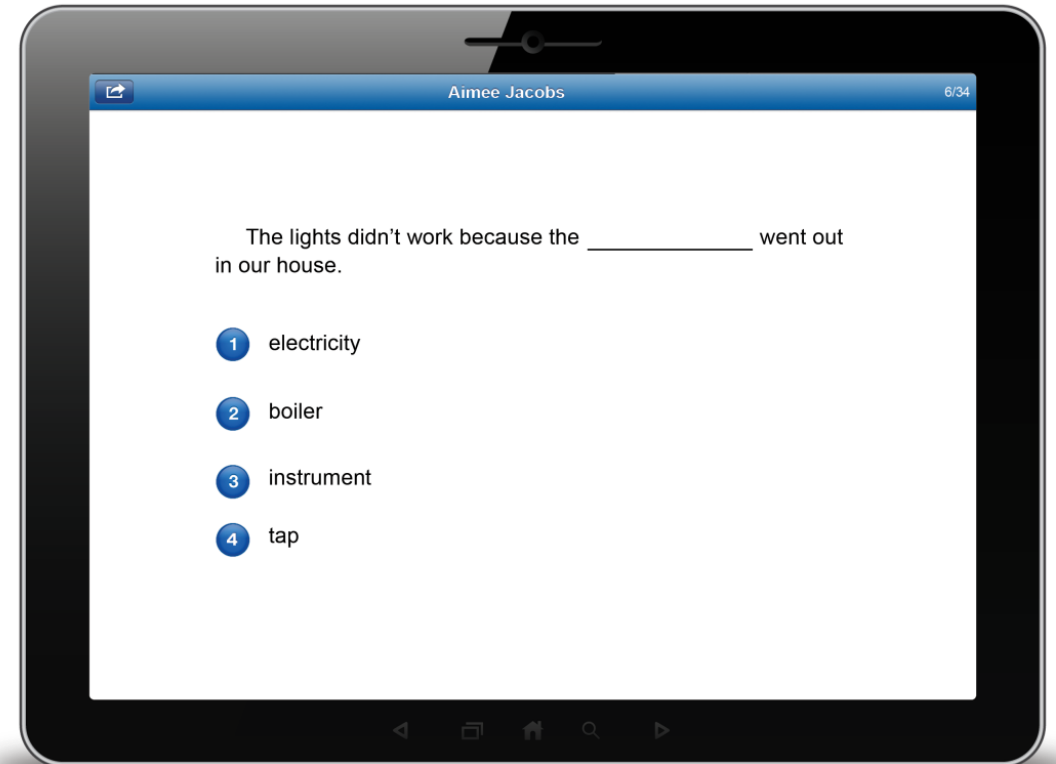


STAR[™]
Reading

**Doing your best on
the STAR Reading test**

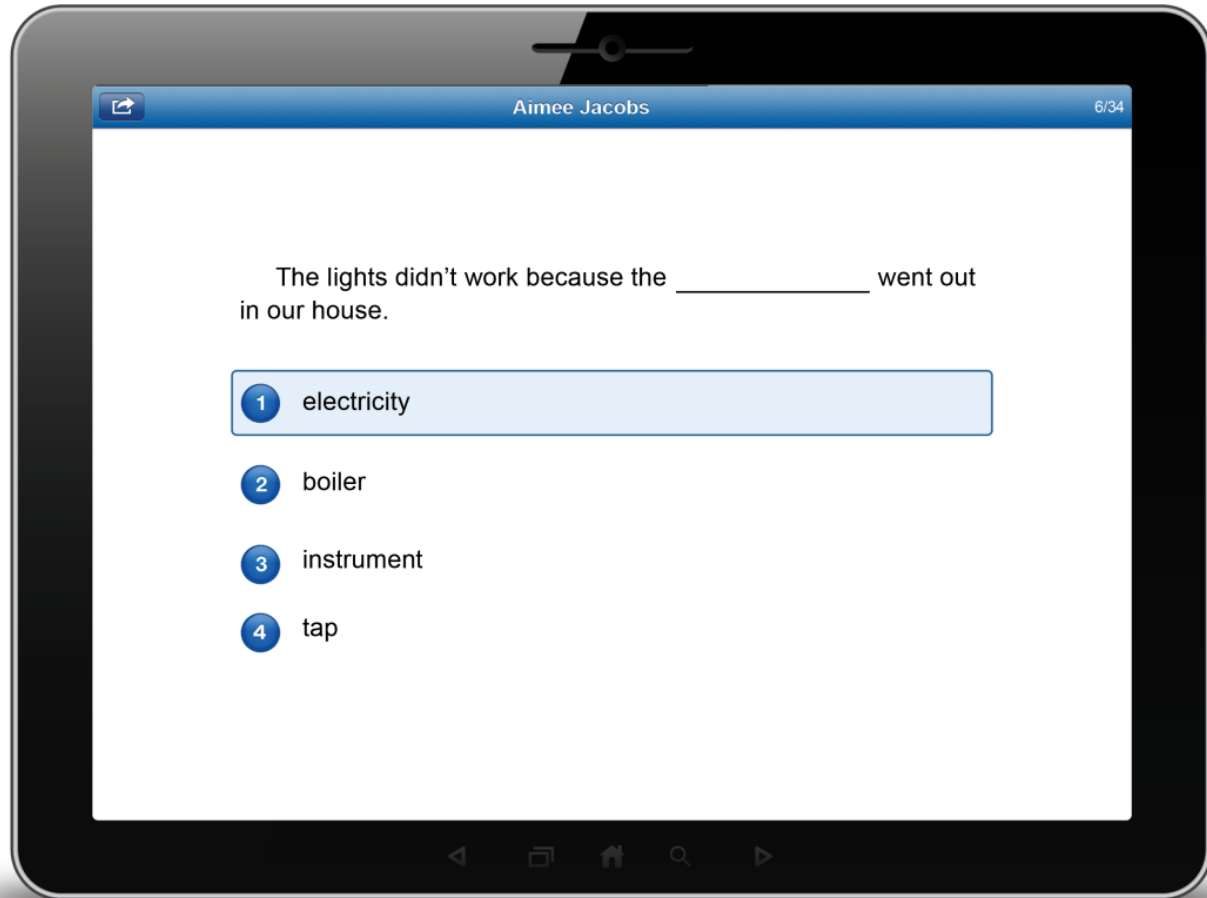
Taking a STAR Reading test

Remember: the test begins where you left off last time. That means the first question may be challenging. Don't let that worry you. It means you're doing well.



Taking a STAR Reading test

- It should take you no less than **20 minutes** to take this test. If it takes you longer, that's absolutely fine. If you rush, it could mean that you have to complete another test later on.
- The questions respond to you. If you answer correctly, they get harder. That's a good thing! It means your reading age is going up. But it also means you need to slow down and take your time.



Questions 1 - 10

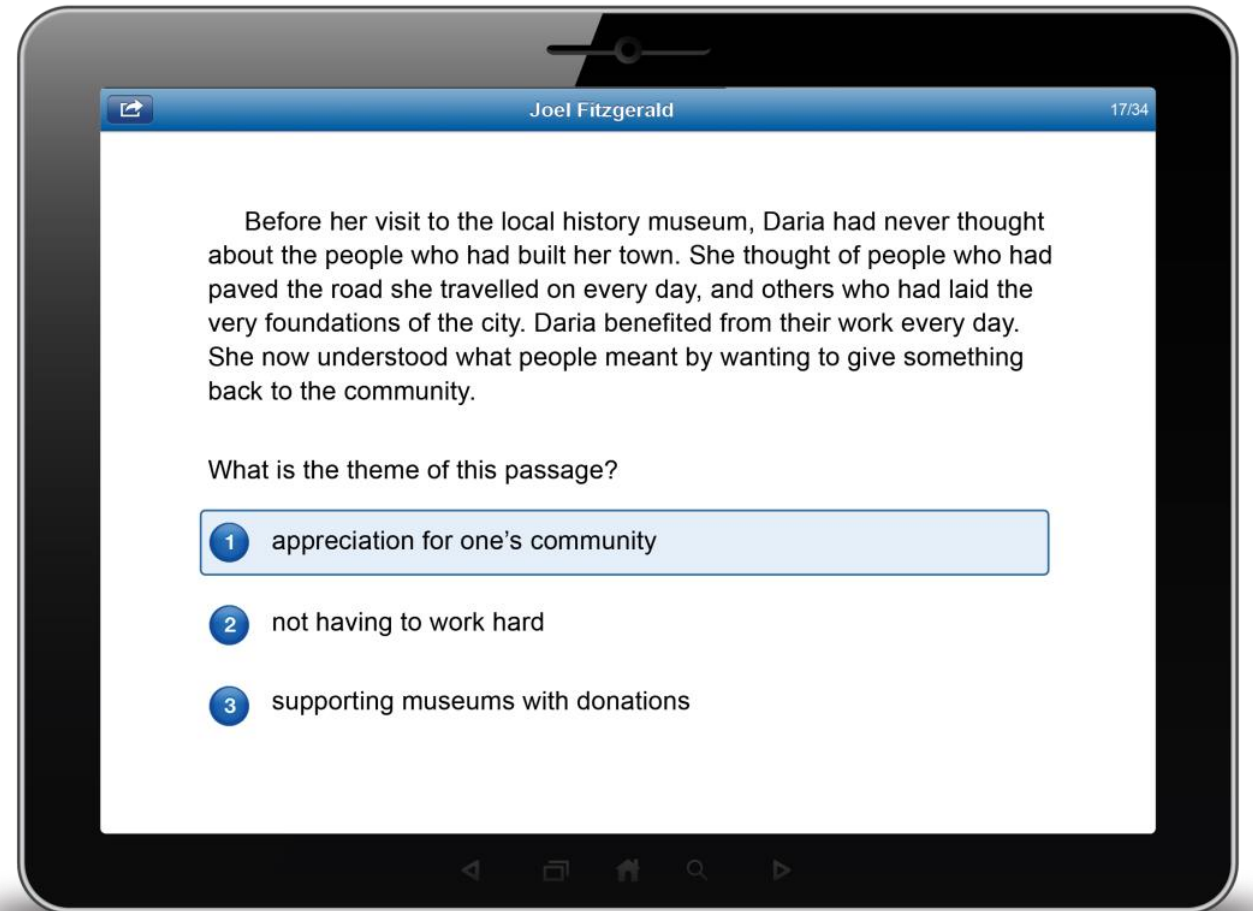
Try clicking on the words. You'll find the word then appears in the gap!

Remember: it doesn't accept your answer until you click 'next.'

Questions 11 - 34


When you get to question 11, be sure you read the question first!

Why could this be so useful?



Taking a STAR Reading test

- There is a time limit to each question.
- A warning icon will appear to tell you if you are approaching the time limit.
- If you cannot answer a question, **do not guess**. Let the time run out and wait for the next question to load.



During the test

- Do not talk to anyone
- Do not distract anyone
- Do not try to help anyone
- Click on the word to see the word in the gap
- Read the question first
- Try your best to pick the correct answer, but do not guess
- Let your teacher know if you have a problem
- Take your time

www.renlearn.co.uk

